

Pre-Initiation Guide

→ a Lambda Chi Alpha resource



ADVISEMENT

These events are intended to provide examples, direction, and steps for a positive and meaningful approach to Pre-Initiation for the chapter.

As stated in the creed, the crescent is symbolic of perpetual growth, and this applies to this Pre-Initiation guide. The dynamic components of these events are continually evolving and should be treated as a work in progress.

All Zetas have the opportunity to work with the General Fraternity for the establishment of a period before Ritual Exemplification that is rooted in the core values of Lambda Chi Alpha.

ΛΧΑ



The precise function of ritual turns the abstract into concrete practice; it is myth made cult – etching the past into a living memory. It is quite clear to us that fine and noble ideas and pleasures are not enough to make a complete man.

None of these activities have been prescribed as part of our formal initiation ritual. It is important that they do not take on such an emphasis. Events occurring in the days before the first degree may be very useful- **IF** they assist in the recall of lessons associated with our core values and if they prepare the associates for the lessons of the degrees. ***Prepare does not mean duplicate.*** No pre-initiation event should involve the associate's asking for forgiveness and receiving it from the chapter as this is only to be done as part of the second degree. Further, the Grand High Zeta has been specific in its mandate that pre-initiation events should not include any regalia that is introduced in the degrees, therefore use of robes is strictly prohibited.

Diligent caution should be exercised to prevent any semblance of hazing (physical or psychological) or mimicking of the initiation ceremonies at this critical time.

Lambda Chi Alpha - Pre-Initiation Guide

Table of Contents

The Exoteric Mysteries in Pre-Initiation	- 3 -
The Goals of Pre-Initiation.....	- 4 -
Making a Great Pre-Initiation Experience.....	- 5 -
Selecting Worthy Pre-Initiation Experiences.....	- 6 -
Badge / Pin	- 7 -
Big Brother Ceremony.....	- 10 -
The Bridge Builder	- 15 -
Burning of the Faults	- 16 -
Presentation of the Flame / Candle Journey	- 19 -
Celebration of Life	- 21 -
Crescens Somnium	- 23 -
Discussion on Ritual.....	- 27 -
Fire of the Brotherhood.....	- 28 -
Green Light	- 29 -
Individual Coat of Arms.....	- 32 -
Lamp Pass	- 33 -
Mock Ritual	- 36 -
Movie Night.....	- 37 -
Silent Supper.....	- 38 -
Three Questions	- 39 -
Web of Brotherhood	- 41 -
Wheat Rx.....	- 42 -

The Exoteric Mysteries in Pre-Initiation

Introduction

In the several days immediately preceding the Ritual Exemplification (often called Initiation Week or Pre-Initiation Week); many chapters utilize events such as Candle Presentation, Candle Journey, Silent Supper, and additional similar self-analysis and thought provoking events.

Note that NONE of these activities are prescribed as part of our formal ritual. It is important that events DO NOT take on such emphasis.

It is the Active chapter's responsibility to see that the pre-initiation activities are appropriate and conducted in a the prescribed manner congruent with our values and beliefs as Lambda Chi Alpha—hazing is not allowed, will not be tolerated, and all efforts must be taken to prevent any semblance of hazing (physical or psychological) or mimicking of the initiation ceremonies at this critical time.

The Nature of Pre-Initiation

Pre-Initiation, similar to the nature of man himself, has evolved over the years. The first kinds of pre-initiation were very similar to that of a “hell-week” mentality. In these types of events, new members called “pledges” would be directed to participate in activities that would humiliate them and the older brothers would try to test their passion for the fraternity by means of useless tests, activities, and other strange methods.

In 1925, Bruce McIntosh met with the Grand High Zeta to discuss pre-initiation events with many of the chapters that he visited. He was very concerned with the events in two major areas. The first area was the safety of the pledges (or new members), and the second area was if the practices were compatible with our ideals of the Fraternity. With the brothers' forcing pledges to participate in hazing, they were going against all of the teachings learned in our ritual.

The National Interfraternity Conference (now known as the North American Interfraternity Conference) took this issue up in 1928, with Lambda Chi Alpha condemning the process of many activities during this time. This would be the first step in attempting to change the way the fraternity handles new members. Surveys were sent out to chapters to see what their feelings were regarding pre-initiation. Most felt that the events based on serious forms of separation between the brothers and the pledges were not an issue. However, the following General Assembly focused on separation and another survey was sent out to the chapters. This time the members responded that these types of events were detracting from the fraternity experience. The members probably realized that no real bond was being established between new and old members, and that simple “pranks” were counter-productive.

With this information provided by our chapters, the fraternity begins to slowly explore abolishing many practices that should never have been a part of Lambda Chi Alpha. While this process was tedious, pledgship was abolished, and the term Associate Member was adopted in 1972. This changed the concept of Pre-Initiation as well, but it would take a few years after 1972 to implement changes. As Lambda Chi Alpha entered the 1980's, Fraternity Education moved away from Associate Member only activities to chapter unity experiences. Programs were evaluated for their overall benefit to all the members.

Our pre-initiation is designed for all chapter members, both initiates and associates. The reason behind this is to prepare the entire chapter for the taking or re-taking of one's fraternal oaths. The events are planned to enhance each members' experience as a dedicated chapter member through the celebration of brotherhood. This is to be an experience that all members treasure as a vital part of the Lambda Chi Alpha experience.



The Goals of Pre-Initiation

The chapter is about to undergo the most sacred part of our fraternity, the aspect of Lambda Chi Alpha that separates us from all other groups. This is our Initiation Exemplification. This ceremony should be prepared for in a variety of ways. Of course the actual ceremony should be memorized, equipment cleaned and washed, and a proper place should be secured. Besides the physical preparation for the ceremony it is important to be mentally prepared as well. This is where Pre-Initiation comes in. If your chapter does not feel mentally prepared for Ritual, then it would be a good idea to re-evaluate your chapter's events.

Several resources are available to be used to evaluate your events, as well as a list of Pre-Initiation events. Contact Headquarters or email your Educational Leadership Consultant for more information. The goals of Pre-Initiation should be the rejoicing of our values and the celebration of brotherhood for the entire chapter. Here are four ways how this is done:

Rededication

In this aspect Pre-Initiation serves to refresh the memory of both the old and new brothers about the ideals of the Fraternity. These ideals are not secret, and can be found in the Associate Member Ceremony as well as our Creed. Pre-Initiation events should be focused on the understanding of these teachings and ideals.

Celebration

Pre-Initiation is a time for rejoicing and fun! These are the times that the chapter should be the closest. Differences are put aside, members try to develop tighter relationships with each other, and all are included in a variety of events that celebrate the bond of Lambda Chi Alpha.

Inspiration

Pre-Initiation should be a time of enjoying each others friendship and awaiting our Ritual Exemplification. The brothers know how inspiring of a ceremony it is and need to work as an entire chapter to make sure that the Associate Members feel inspired as well. All should be inspired by the work and dedication of all members that have prepared themselves for the upcoming ceremony.

Reflection

Pre-Initiation should be a time when all members reflect on their motives for being in the chapter. It is a time when members re-evaluate their involvement in the chapter based on our ideals. Have they met their goals as a member? What are some aspects that they can work on for next semester? Have they been bickering with other members in the chapter? Can members resolve conflicts?



Making a Great Pre-Initiation Experience

The best way to create a great experience during Pre-Initiation is to have as many members participating in all events as possible. The effects of Pre-Initiation are essential to the understanding of Lambda Chi Alpha. Therefore, most of these events should be mandatory. Obviously, if members have prior engagements one cannot be forced to attend, but most members should want to attend these events because of their importance. Not to mention that they are important but they are also fun and crucial to the bond that we all possess as members of Lambda Chi Alpha. Now that attendance has been stated as an important element in a good Pre-Initiation experience, let's look at other critical parts to a great experience.

Again, NONE of these activities are prescribed as part of our formal ritual. It is important that events DO NOT take on such emphasis.

Length of Pre-Initiation

The time period for Pre-Initiation should be approximately three to five days. The chapter will need to prepare in advance for these events, and they will be more organized because of it. A week long program that is highly organized can be efficient and much more effective than an unorganized, thoughtless program. The worst aspect of longer Pre-Initiation could be a lack of interest and participation, or members tiring and thus not effectively benefiting from the experience.

Choosing Events

Just because an event has been used in the past, does not mean that it has to be used for every Pre-Initiation. The difference between the Ritual Exemplification and the Initiation ceremony is Ritual is the culmination of the preparation made by the chapter. The preparation is different for each group. Every chapter has different needs to assess in order to prepare for Ritual. In this way, different events can be employed to address those needs. Being organized and offering thoughtful experiences will engage the passion of experienced members as well.

Being Mindful to Reduce the Potential for Harm

While all members know that preparing for ritual is very important, brothers must also consider the obligation to offer a safe and secure environment to share the experiences. Though not always solemn, these events should be treated with a degree of reverence and respect.

- **The presence of alcohol and other controlled substances are strictly forbidden.**
- **Being under the influence of any controlled substance should disqualify attendance.**
- **Any time an open flame is present, a working fire extinguisher should be at hand.**
- **Events should be in compliance with all local, state and federal laws.**



Selecting Worthy Pre-Initiation Experiences

In order to make your Pre-Initiation a successful one it will be important to assess your chapters needs. In planning the different kinds of activities needed it will be important for the High Kappa and High Phi to evaluate the chapter by asking the following questions:

1. What are the strengths of my chapter?
2. What are some of the challenges that are faced by my chapter?
3. How prepared are all members for receiving our Ritual?
4. Was there an event that may have strained chapter relations?
5. What are the current trends of the chapter?

After the High Kappa and High Phi have addressed these questions, it will be important to then plan out the chapters Pre-Initiation events. Let's say that during the semester, there was a fight during the chapter after an intramural football game. This fight has separated the chapter ever since. It would be a good idea then to focus the events on unity, teamwork, and the bond that we all share together. This special emphasis may not be required next semester, but instead may need to focus more on the some of the teachings of our Associate Member Ceremony.

Once the Pre-Initiation events have been created, after every event it will be important for the High Kappa and High Phi (or committee) to evaluate the events. Have an honest discussion on how the event went. The debriefing section of each activity is critical for evaluation of each activity. Areas to look at could be:

1. What were the members' reactions? Did it seem like they enjoyed the event?
2. What was the meaning of the event? How does it relate to the Ritual?
3. Did it foreshadow any part of the Ritual?
 - a. If it did, it will be important to revise the events for next time.
4. How long was the event? Should it have taken this long?



Badge / Pin

Intent

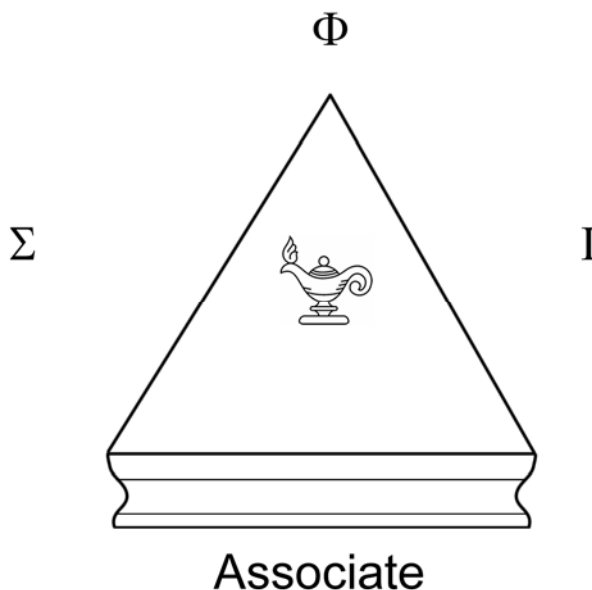
This experience is intended to inspire the associate to reflect on his own personal development up to this point. There is also reference to the importance placed on our seven core values. The strength and greatest impact of this event should be in the personal reflection and debrief that occurs following the experience.

Equipment

- Brother's Badge
- Associate Member Pin
- Greek lamp
- Altar with white cloth
- Fire extinguisher

Mechanics

Associates are brought up from the antechamber, guided to stand before the altar table. Brother High Iota and High Sigma join High Phi in this ceremony. The three brothers are standing opposite the associate, with the High Phi standing at the apex (his arms are folded across his chest, creating an "X" with his palms open resting on his shoulders, hiding in one hand the Active Member Badge and the Associate member Pin in the other.) The associate is then taken back to the antechamber and awaits the debriefing.



Ceremony

Phi unfolds his crossed arms outward to the associate above the altar. The Badge is visible resting between his fingers in one hand and the Associate Member Pin in the other hand.

Φ: The time is drawing near. You must make a choice.

Iota interjects promptly before the associate has time to respond.

I: Associate, I must caution you to contemplate wisely upon your decision.

Σ: Before a proper decision can be made, you should understand and reflect on the seven core values all true brothers of Lambda Chi Alpha share.

Debrief

Keeping in mind that this ceremony is a precursor to ritual, this needs to be handled delicately. The purpose is to introduce the concept of choice without the obvious repercussion of a wrong choice. Brother High Phi should discuss with brothers and associate members, after a reasonable period of reflection, what the purpose and reasoning was for the ceremony. Phi should also challenge the associate members to contemplate what it means to transition from associate membership to active brother status. Particular emphasis should be placed on iterating and understanding what the seven core values of Lambda Chi Alpha are and how those values can be applied to choices made throughout life.



Big Brother Ceremony

Intent

This is an open ceremony to which parents and families of the Associate Member, local alumni, college or university officials, friends of members, and recruitment prospects may be invited. All initiated and associated members present should be dressed in formal attire.

THIS CEREMONY SHOULD BE PERFORMED AFTER THE ASSOCIATE MEMBER CEREMONY.

Equipment


- Altar and plain white altar cloth
- Bible
- Greek lamp
- List of full names of all big brother/little brother pairs
- Fire extinguisher
- A brick for each big/little brother pair

Mechanics

The High Kappa and Big Brother Coordinator are to stand at the front of the room facing the Brotherhood. The general fraternity (non-big brothers) are to be seated in the rows facing the High Kappa and Big Brother Coordinator. Big brothers are lined up in the outer semi-circle facing the High Kappa and Big Brother Coordinator. The associate members are to wait in a separate room until instructed to enter.

The altar should be set up in the same customary fashion as a formal chapter meeting, however The Bible should already be open to **Matthew 7:24-27** and the Greek Lamp lit. The lights should be dimmed slightly.

Note: Be sure that the big brothers are informed as to their obligations and duties that are performed during this ritual.



Ceremony

K: Members of Lambda Chi Alpha, we come together tonight to announce the appointment of educators (big brothers) for our new associate members. Those of you who have accepted your appointment to this important station within our chapter will now raise your right hand and pledge your acceptance of the challenge, which lies before you:

K: I, / [state your full name], / in the sight of God and in the presence of the brothers here assembled / do promise to educate my charge / to the best of my ability / in the standards and ideals of Lambda Chi Alpha, / such that they are prepared to meet / any challenge now or hereafter. / So help me God.

K: You may lower your hand.

K: Now that you have accepted the challenge of educating our new members turn to face those who depend on your diligent efforts to ensure the continuance of the ideals of this great fraternity now and forever.

Big brothers turn to face General Fraternity still maintaining a semicircle.

K: Brother (BBC) you will retire and bring before us the aspirants.

Big Brother Coordinator leads associate members into room and positions them in a semi-circle facing the High Kappa with their backs to the general fraternity and big brothers. Each associate member will be positioned back to back with respective big brothers. In this ceremony none of the associate members know who their big brothers will be until the ceremony has commenced.

BBC: Brothers, you see before you those members charged with the responsibility for educating our new aspirants in the standards, ideals, and ways of Lambda Chi Alpha. However, this responsibility is not theirs alone, each member has the ability and obligation to assist them in attaining their goal.

K: Worthy Aspirants, this assistance which Brother (BBC) speaks of is an ever present part of this fraternity. The individual who will assist you in shaping your fraternal education is under the most serious obligation to the fraternity and to you to provide the highest caliber of education of which he may be capable. Let the standards and ideals of Lambda Chi Alpha be ever present in your mind and remember the rights and responsibilities which you hold as a member of this fraternity.

BBC: Good Aspirants, you have seen your first glimpses into Lambda Chi Alpha. You do not know the inner workings of the fraternity; however you will soon turn to face your educator, the chapter and the challenge, which is Lambda Chi Alpha.

K: As you have been reminded of your responsibilities to this fraternity, remember also this symbol of learning,

Brother High Kappa points to the Greek Lamp on the altar.

. . . the Greek Lamp, and your obligation to the academic standards and requirements of this institution. Also do not ignore other avenues of learning at this institution, which provide opportunities for each man.

K: Associate Members, now turn and face the brotherhood.

Associate Members turn and face the general fraternity.....their big brothers will have their backs to them.

Brother High Kappa reads the full name of each big brother.

Big brothers turn and face their respective little brothers as their names are called. Big brothers hand brick to their little brothers after all have turned but remain holding them as well.

K: Those members who have undertaken the responsibility and obligation to educate you are:

K: Good Aspirants, you hold in your hands a brick. You must now decide whether you will build a cathedral worthy of the objectives of our fraternity, or stand alone and be part of the rubble of structures which can not weather the storms encountered during their lives.

K: We must be "wise, like a man who builds his house on solid rock. Though the rain comes in torrents, and the floods rise and the storm winds beat against his house, it won't collapse, for it is built on rock." Let us not be foolish, like a man who builds his house on sand. For when the rains and floods come, and storm winds beat against his house, it will fall with a mighty crash."

BBC: This journey upon which you have started is not one which you will travel alone. Your Big Brother, as well as the entire brotherhood, is to be a source of strength, knowledge, and most importantly friendship. Let your brick be a symbol of that strength and friendship and let it not symbolize the burdens of daily life, which are felt by individuals who forget their fraternity.

K: Gentlemen, consider well the significance of the tasks which you are about to undertake and the importance of the Greek motto on our coat of arms, the ancient proverb, *kalepa ta kala* - "naught without labor." As we go forth may we all strive with the utmost diligence in the true meaning of this motto and let us always rejoice in the manly joy of brotherly fellowship.

K: Again gentlemen, congratulations and welcome!

Debrief

The big brother and associate member should spend personal time together discussing the significance of this ceremony as well as the symbolism of each part. The big brother should also discuss that this is the first of several meetings between them and use this as an opportunity to develop the early stages of a new relationship with a little brother. Finally, this ceremony is meant to affect both sides of the big/little brother relationship, not only should the associate member be challenged to learn, but the big brother should be challenged to teach and help nourish the good ground of associate membership.



Bridge Builder

Intent

This event purpose is to remind all that the actions of today do in fact affect future members. It also emphasizes the role of the elder statesman who has labored greatly to ensure the ongoing success of Lambda Chi Alpha.

Equipment

- Altar and plain white altar cloth
- Bible
- Fire extinguisher

Mechanics

Associate members should gather with active members in a solemn setting for a period of quiet reflection and contemplation. The members of the chapter surround an alumnus who is recognized and respected for service to the chapter, the general fraternity or both. By candlelight, the alumnus recites the tale of the *Bridge Builder*. Upon finishing, the alumnus should express his personal reflections concerning lifetime membership in Lambda Chi Alpha. Those present are reminded that their conduct and actions today will surely affect the future brothers of the chapter, although the brotherhood of today may never come face to face with those in the future.

The Bridge Builder

An old man, going alone on a highway, came at the evening, cold and gray, to a chasm vast deep and wide, the old man crossed in the twilight dim, the sullen stream had no fear of him; but he turned when safe on the other side and built a bridge to span the tide.

“Old man,” said a fellow pilgrim near, “you are wasting your strength with building here; your journey will end with the ending day, you never again will pass this way; you’ve crossed the chasm deep and wide; why build you this bridge at evening tide?”

The builder lifted his old gray head - “Good friend, in the path I have come,” he said, “there followeth after me today, a youth whose feet must pass this way; this chasm that has been naught to me, to that fair-haired youth may a pitfall be; he too must cross in the twilight dim, good friend I am building this bridge for him.”

Debrief

With all the brothers and associate members, the High Kappa and Phi discusses the importance and meaning behind Bridge Builder. The Kappa and Phi should be prepared to ask all brothers and associates what they heard, what they saw, and how the experience made them feel. The Kappa and Phi should emphasize that the accomplishments and failures of today affect the future members of the chapter. As such, members should do their best to lay a solid foundation to pave the way for success of future members. Additionally, through lifelong service to Lambda Chi Alpha, each member can contribute to the success of future members.



Burning of the Faults

Intent

This event is intended to inspire brothers and associates to lead a more aware and meaningful life through identifying a fault (negative experience, bad habit, morally or ethically wrong decision, etc.). In the end, brothers and associates can look to the future with the hope of no longer being plagued by the specific fault.

Equipment

- Pens
- Paper
- Fire ring
- Wood, kindling, etc.
- Lighter
- Fire extinguisher

Mechanics (part I)

To begin the activity, all brothers and associates are seated in a circle around a fire in a three-foot wide fire ring. Each associate member should be seated next to his big brother. Once everyone is seated, the High Kappa instructs everyone that this event is a solemn occasion and that no one is to speak unless it is their turn or they are spoken to. Once the High Kappa has spoken, the High Phi hands each brother and associate a pen and an 8 ½" by 11" piece of notebook paper. Once all pens and paper are handed out, the High Phi pauses for 10 seconds and then reads the following from Psalm 19: 9-14.

Ceremony (part I)

Φ: The fear of the LORD is pure,
enduring forever.
The ordinances of the LORD are sure
and altogether righteous.
They are more precious than gold,
than much pure gold;
they are sweeter than honey,
than honey from the comb.
By them is your servant warned;
in keeping them there is great reward.
Who can discern his errors?
Forgive my hidden faults.
Keep your servant also from willful sins;
may they not rule over me.
Then will I be blameless,
innocent of great transgression.
May the words of my mouth and the meditation
of my heart be pleasing in your sight,
O LORD, my Rock and my Redeemer.

Mechanics (part II)

The High Kappa then will state that each brother and associate shall write down one fault. The fault should be something that harbors a feeling of regret, remorse, guilt, and should reflect a decision that the brother or associate is not proud of—a fault that goes against the Seven Core Values. The High Kappa then states that once they write the fault down, they will have 10 minutes to reflect on everyone that was hurt by that specific fault, as well as the additional negative outcomes that resulted. After 10 minutes expires, the High Kappa then directs the brothers and associates that they must make meaning of these faults by turning them around as a source of strength to make themselves better members. The High Kappa gives them additional minutes to make meaning of the fault and turn it into strength.

Ceremony (part II)

High Phi directs a brother (the first individual must be an upperclassman) to approach the fire ring.

Φ: Brother, what is your fault you plan to burn away for all of eternity?

High Phi pauses and waits for the brother to answer.

Φ: And how will you use this fault as a source of strength from this point forward?

High Phi pauses and waits for the brother to answer.

Φ: So be it. Place your fault in the fire and as it burns away, may the flames remind you of the personal courage it takes to do right things. The Seven Core Values gives you the chart for your moral compass. May the strength you have gained by burning this fault guide you for evermore.

The High Phi then goes around the circle, individually directing each brother and associate to come forward and guides them through the same process by asking the same questions and making the same statement.

Debrief

The High Kappa and Phi should discuss with all the brothers and associate members the importance and meaning behind Burning of the Faults. The Kappa and Phi should emphasize that all men are fallible and make mistakes, yet by committing with each other to improve ourselves then the faults can become a source of strength to avoid future mistakes, and, additionally, as time passes and individual moral compasses become stronger, the mistakes will occur less frequently.



Presentation of the Flame / Candle Journey

Intent

To use in conjunction with the end of Initiation Week, this event brings the associate and active members into touch with alumni and discusses the nature of Fraternity, through faithful stewardship, servant leadership, being a leader of character, and true brotherhood.

Equipment

- White candles (drip less)
- Tall clear hurricane cover with an enclosed bottom
- Fire extinguisher
- Non-perishable foods

Mechanics (part I)

At the beginning of the Initiation Week the entire chapter should come together and formally recognize the start of the Pre-Initiation Period. On behalf of the entire chapter, brother High Phi presents a lit candle to the High Kappa. The High Kappa passes it to the associates and it is explained that the candle and flame are symbolic of the passion that should burn inside each member of the fraternity. Brother High Alpha presents the associates with a clear hurricane cover to provide a secure holder for the candle and flame. The associates are instructed that the candle is expected to be lit when the chapter has come together during the pre-initiation period; beginning with the lighting of the candle in the morning to symbolize the importance of unity throughout the day and also following the evening meal to symbolize the end of day.

***Chapters cannot allow a candle to burn unattended at any time. A working fire extinguisher must be kept within 7 feet of the candle at all times.**

Mechanics (part II)

Towards the conclusion of the pre-initiation period it is arranged for the candle to disappear, in its place is an envelope containing a “clue” and money. In the envelope should be a set of instructions that directs the associates to take the money provided and with their big brothers, purchase as much non-perishable food as possible. In addition, the letter should reference seeking the assistance of a recognizable local chapter alumnus. The associates complete the task of purchasing food at a local grocery store and then ask to be taken to the home of the alumnus who is mentioned in the letter.

The associates arrive at the home of the alumnus and he invites them in and reads them the parable of the Bridge Builder. Following the reading of the parable, the alumnus’ should explain how the Bridge Builder addresses faithful stewardship for Lambda Chi Alpha. Then, opening up to discussion, the associate members should be asked what they are looking for, and by the end of the conversation ask, seek, and know how articulate what they seek. After discussion, the host should bring from his pocket instructions to the next destination, as well as give the journey participants some food and canned goods (previously left by the chapter).

At the second stop, which should be an alumnus' home or a leader in the chapter with high integrity, and journey participants should be greeted with an explanation of servant leadership. Discussion should then be opened up to how faith fits into servant leadership. After discussion, again, the host brings from his pocket instructions to the next destination, more food and canned goods are given to the journey participants.

At the third home, again an alumnus or leader in the chapter with high integrity, journey participants should be greeted with an explanation of being a leader of character. Discussion should then be opened up to how hope fits into being a leader of character. After discussion, the host provides instructions to the next destination, and more food and canned goods are given to the journey participants.

The last stop on the candle journey should be at an elderly person's home, with the house mother, or with someone involved with the needy that will give the canned goods and food to the appropriate place. Once journey participants arrive, the host should ask them if there was something they were looking for. Once they say what they were looking for, the host provides the Flame of Brotherhood to the group. A discussion about reflection and strength protecting innocence ensues, and the Associate Members, Phi, Kappa, and Big Brothers depart to a pre-determined location.

Once at the location, the associate members should present the Flame of Brotherhood to the group. The Phi then steps in and extinguishes the flame. After a few moments of silence, the Phi then explains that the flame of True Brotherhood and Lifetime Brotherhood no longer burns on a wick, but in fact burns in each and every brother and associate member's heart, is alive, and nothing can extinguish the flame of brotherhood once it is in your heart.

Debrief

No debrief is necessary for Presentation of the Flame. For Candle Journey, brothers and associate members should discuss each component of the candle journey, beginning with the disappearance of the candle. The Kappa/Phi should be prepared to ask the associate members what they heard, what they saw, and how the experience is representative of the brotherhood.



Celebration of Life

Intent

This ceremony is intended to forge the bond of brotherhood through celebrating key moments in brothers' lives. Through stories rooted in personal experience, the event culminates with a spiritual lesson.

Equipment

- Three 8" tall white candles
- Un-sliced loaves of bread
- Grape juice (in a bowl or other container)

Mechanics

The Phi starts the event by stating the purpose of the event and gives a speech about how the week has progressed and how proud of everyone he has been through the academic term. Lastly, he reminds the group that stories shared on this night are not repeated and do not leave the room...brothers only. To signify the beginning of the celebration, the Phi then lights three candles, positioning the candles in the form of a delta. Stories are shared and ample opportunity is provided to allow anyone who desires the chance to speak. The High Kappa should be prepared to encourage a balance between levity and sincere heartfelt expressions of brotherly love. The preliminary time of sharing is concluded when the High Phi extinguishes the candles.

The second component of this experience is the symbolic nourishment of one's brother both spiritually and physically. The High Kappa should have previously prepared bread and "wine" (grape juice, etc.) accessible. Brothers and associates stand side by side and create a circle (some chapters prefer to stand according to seniority and date of initiation). In a reverent spirit the brothers maintain a solemn tone as the group listens to the *Parable of the Feast*. At the conclusion of the reading, The High Kappa begins the process of providing food and drink for his brothers. The Kappa tears a piece of bread from the loaf and gives it to the brother standing to his right. He then holds the cup while the same brother drinks the juice. Once this is completed, the next brother in line repeats the practice, this continues in succession until all brothers and associate Members have taken care of the next man, while being cared for in turn.

The event is concluded with a chosen brother moves to the center of the circle and provides a summary of the Celebration and offers a benediction.

Ceremony

Parable of the Feast

“A man once had a strange dream, and in this dream he came upon two rooms. The first room was tremendous in size and sight, lavishly laden with divine foods, drinks, and those sitting around the table were dressed in the finest of garments. However, all those surrounding the table were wrought with despair, as the forks, spoons, and knives, were enormous in size, enormous to the point they could not eat. The second room he came upon was also tremendous in size, but it was destitute in comparison to the first room. The table had only bread and wine upon it, and those sitting around the table were in tattered rags for clothing. Interestingly enough, this table also had the large forks, spoons, and knives. However, the peasants sitting around this table were laughing and joyous, as they made the best of the situation and were feeding each other. Upon waking from his dream, the man had a revelation...the first room was hell, and the second room was heaven.”

Debrief

With brothers and associate members, the High Kappa or Phi should discuss the importance and meaning behind the Celebration of Life. The Kappa/Phi should be prepared to ask the associate members what they heard, what they saw and how the experience made them feel. After the group debrief, big brothers should take their little brothers and follow up with additional one-on-one dialogue and mentoring.



Crescens Somnium

Intent

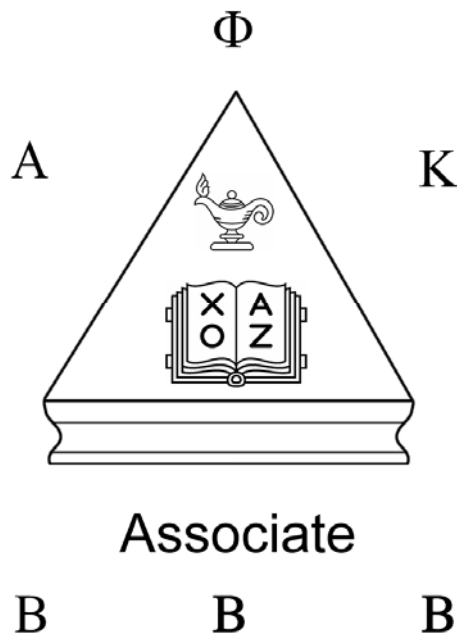
This experience is intended to inspire the associate to reflect on his own personal development up to this point. There is also reference to the importance placed on our seven core values. The strength and greatest impact of this event should be in the personal reflection and debriefing that occurs following the experience.

Equipment

- Black silhouette of Cross and Crescent
- Greek lamp
- Altar and plain white altar cloth
- Fire extinguisher
- Bible

Mechanics

Associates are brought up from the antechamber, guided to stand before the altar table. Three brothers are standing opposite the associate, with the High Phi standing at the apex. The room is lit with only the Greek Lamp. Brother High Alpha and brother High Kappa join brother High Phi in this lesson. The black silhouette of the cross and crescent is out of sight, at least shoulder height on the wall behind the High Alpha. The Cross and Crescent is illuminated by brother High Alpha by lifting the Greek lamp from the altar and holding it beneath the silhouette.



Ceremony

Φ: Associate, state your full name and purpose for being here.

K: Associate, contemplate carefully your purpose in life.

A: Associate, contemplate carefully your purpose within Lambda Chi Alpha.

Brother High Alpha raises the Greek lamp illuminating the silhouette.

Φ: Lift up your eyes and look forth to the light that is to guide you.

Brother High Alpha returns the Greek lamp to the altar

K: Associate, behind you stand the brothers of Lambda Chi Alpha in a spirit of support and affection. Be aware of their presence always.

A: Listen carefully to what will now be said (pause), remember these things always, for in these lie the fundamental beliefs of every brother.

(Kah-lay'-pah – Tah – Kah-lah')

Φ: *Kalepa ta kala* – “Naught without Labor”

(Weer Kwis'-kway Weer)

A: *Vir quisque vir* – “Every man a man”

(Pare Krew'-kem Kress'-kanes)

K: *Per crucem crescens* – “The cross and the crescent”

A: You have seen and heard much of Lambda Chi Alpha, of which none is to be revealed to anyone who is not duly prepared and authorized by the brotherhood. Be mindful to guard that which you cherish.

Debrief

With all of the brothers and associate members, the High Kappa or High Phi should discuss the importance and meaning behind Crescens Somnium. The Kappa or Phi should be prepared to ask the associate members what they experienced and how that experience made them feel. Emphasis should be placed on the three open mottoes and application of those mottoes to the associate member experience.



Discussion on Ritual

Intent

The purpose of this event is to get active and associate members thinking about rites of passage.

Equipment

- Copies of *Ritual: What and Why*

Mechanics

This event is led by member(s) that are experienced in ritual and/or have extensive knowledge in the area of ritualism. Otherwise, community members who are involved in local religious groups or a historical society could lead a discussion based on their knowledge of ritual during a certain time period.

The speaker should be prepared to lead a discussion on their ritual knowledge and experience and how they personally attempt to live their rituals in their daily lives. While there is no script for this event, it would be helpful if the speaker presented with an interactive approach. This will teach members that ritualism is something that is common within and outside of fraternity life.

Use of the Lambda Chi Alpha publication *Ritual: What and Why* is encouraged.

Debrief

With all the brothers and associate members present, the High Kappa or Phi discusses the importance and meaning behind Discussion on Ritual. The Kappa/Phi should be prepared to ask the associate members what they heard, what they saw, and how the experience made them feel. After the group debrief, big brothers should take their little brothers and follow up with additional one-on-one dialogue and mentoring.



Fire of the Brotherhood

Intent

This event is used to show the benefit of the combined strength of the entire chapter. The intent is to build chapter unity, compassion, and brotherhood by reflecting on previous positive experiences with each other.

Equipment

- Firewood
- Sticks
- Comfortable chairs
- Fire Extinguisher(s)

Mechanics

All brothers and associates meet at a comfortable location where a small campfire is already burning. The brothers and associates take seats in comfortable chairs around the campfire with a stick in hand. The High Kappa begins the event by throwing his stick in the fire and explains why Lambda Chi Alpha is important to him.

Following throwing his stick in the fire, the High Kappa passes the “turn” to another brother or associate by providing them with a compliment or sharing an experience that was enhanced as a result of decisions and/or actions by that brother or associate. The next member then shares why Lambda Chi Alpha is important to him, throws his stick in the fire, and passes his turn in the same manner. Once each member has their turn, the High Kappa concludes the event with an explanation of what the fire represents. He explains the importance of their brotherhood and compares it to all the sticks in the fire burning together as one flame.

In this way all members of the chapter are united by not only preparing themselves for initiation but united as a chapter. He also asks them to notice that the fire is now larger than it was when they started the event, before all their sticks were thrown in. He explains their productivity, unity, and brotherhood as a chapter is only evident if they work together, just as the sticks do in the fire to make the fire larger.

Debrief

With all the brothers and associate members, the High Kappa and Phi discuss the importance and the meaning of Fire of the Brotherhood. The High Kappa and Phi should emphasize the idea of unity expressed by each individual member’s stick burning together as one combined fire of brotherhood. Also needing emphasis is how the fire of brotherhood will burn longer and stronger with the combined fuel of members’ sticks.



Green Light

Intent

The purpose of this event is to bring forth the importance of reflection and looking at the past to understand where we are in the present and what we hope for our future. The associate also begins to understand the various interpretations of communication based on the cadence and tone in delivery. There is not a preferred response.

Equipment

- Three dark colored sheets
- Altar
- Greek lamp
- Green light bulb and electric lamp
- Fire extinguisher

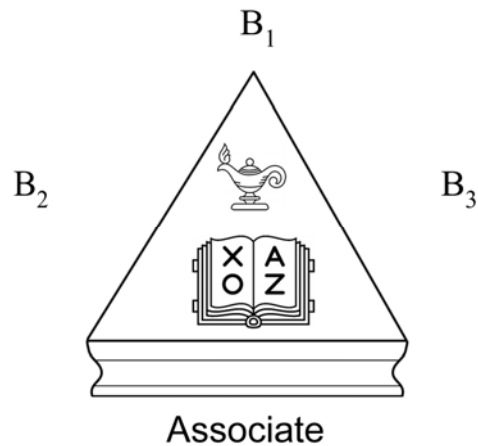
Mechanics

Three brothers, draped in dark sheets conceal their identity, as they stand behind the altar. The Greek lamp sits alone on the altar and the room is shrouded in subtle green lighting. The associate is led into the room and takes a position at the base of the altar, and his big brother stands behind him to provide assurance. After 20 seconds of silence, the brother standing along the Hope side of the eternal delta begins by asking “WHO are you?” (Emphasizing *WHO*). The brother standing at the apex of the eternal delta allows for a pause and asks the question again, providing emphasis on the second word of the question – “Who ARE you?” Following another pause, the brother standing along Faith reiterates the question with emphasis on the third word – “Who are YOU?” The trio pauses for the second poignant question.

Again, the shrouded brothers pose a thought provoking question to the associate. Beginning with the brother standing along Hope, the associate is asked “WHERE have you been?” The other two brothers follow in the same pattern as before, focusing on “Where have YOU been?” This segment ends with the emphasis being placed on “Where have you BEEN?”

Then the third question is asked by the the brother standing along the Hope side of the eternal delta, “Where are you going?” The other two brothers follow in the same format as the first two questions placing emphasis on the different words after this question is asked. The big brother then leads the associate member back to the room he came from.

Note: It is the responsibility of the High Alpha, High Kappa and High Phi to ensure that this event is conducted in a manner that demonstrates sincerity and thoughtfulness. Always remember that Lambda Chi Alpha does not tolerate demeaning behavior – the associate leaves this event thoughtful and pensive, not confused, demoralized or frustrated.



Ceremony

The big brother guides the associate member toward the front of the alter and remains positioned directly behind him to provide assurance

Bro. #1: **WHO** are you?

Brother #2 waits 5 seconds

Bro. #2: Who **ARE** you?

Brother #3 waits 5 seconds

Bro. #3: Who are **YOU**?

Brother #1 pauses for 10 seconds.

Bro. #1: **WHERE** have you been?

Brother #2 waits 5 seconds

Bro. #2: Where have **YOU** been?

Brother #3 waits 5 seconds

Bro. #3: Where have you **BEEN**?

Brother #1 pauses for 10 seconds before continuing.

Bro. #1: **WHERE** are you going?

Brother #2 waits 5 seconds

Bro. #2: Where are *YOU* going?

Brother #3 waits 5 seconds

Bro. #3: Where are you *GOING*?

Associate member is led back to the antechamber.

Debrief

The big brother and associate member should discuss the series of questions, as well as reflect on the Lambda Chi Alpha experience thus far. Both brothers should also explore what potential implications this ceremony has to the past, present and future of the associate member. In closing, this ceremony should focus on challenging the associate to think and progress along the path of understanding in the associate membership.



Individual Coat of Arms

Intent

This event is used to mentally prepare the chapter as a whole for initiation.

Equipment

- Pen
- Paper
- *Ritual: What and Why*
- *Paedagogus*

Mechanics

The “Individual Coat of Arms” event begins with a brother (selected prior) leading the active and associate members in a twenty (20) to thirty (30) minute education session on heraldry and the conceptual history of coat of arms. *Ritual: What and Why* and the Lambda Chi Alpha *Paedagogus* serve credible and informational sources for this teaching.

Following the educational session led by an experienced chapter leader, each associate member is provided with a piece of paper and instructed to spend one hour designing their own coat of arms. The associates should be paired with their big brother to develop their coat of arms. The coat of arms can be based on personal experiences and the teachings of heraldry.

Upon completion of the individual coat of arms, each associate member will present to the brotherhood his coat of arms. He should present the meaning behind each section and piece and explain why he included it on his individual coat of arms.

Debrief

With all associate members and active brothers, the High Kappa or High Phi should present a summary on this exercise and lead a discussion with all members on the importance of the Lambda Chi Alpha Coat of Arms. Though some symbols in the Coat of Arms are not entirely understood yet, associate members might be encouraged to deduce their own meanings from all of the symbolism on the Coat of Arms.



Lamp Pass

Intent

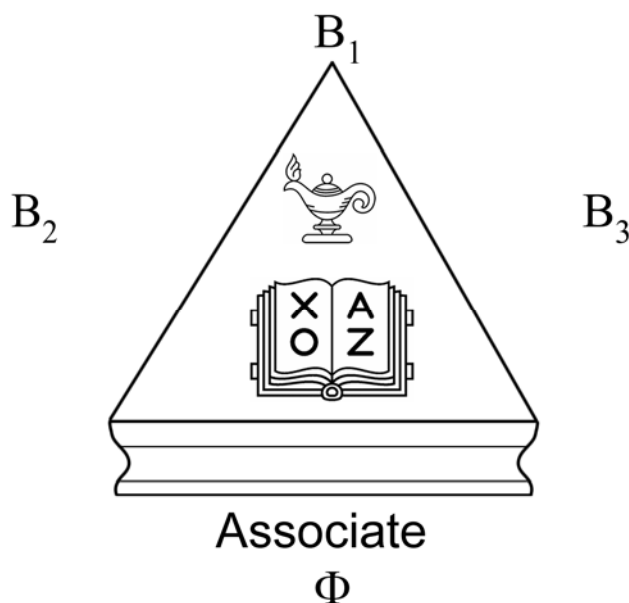
To expose new members to a setting that allows for positive expressions of personal reflection on the impact of initiation and eternal membership in Lambda Chi Alpha. This may be the first time many new members have seen stoic and aloof, less familiar brothers express their true sentiment about the bond of brotherhood.

Equipment

- One white candle for every associate member (as well as each active member and alumnus in part II)
- Altar
- Greek lamp
- Bible

Mechanics (part I)

Associate members are brought from the antechamber, guided to stand before the altar table (upon which has been placed a Bible opened to Matthew 5:13-16). Each associate will be given a white candle to hold by brother High Phi, who then stands behind the associate member, and gives a veiled signal for the readings to begin. Three respected brothers stand around the altar, and the brothers each read a verse from the Book of Matthew. After all three brothers have stepped forward, read their verse(s), and lit the candles. Brother High Phi will then allow for brief contemplation and then extinguish each of the candles.



Ceremony

Brother 1 step forward to the altar, lifts the Bible, and reads Matthew 5:13

- 1: “You are the salt of the earth. But if salt loses its taste, with what can it be seasoned? It is no longer good for anything but to be thrown out and trampled underfoot.” Matthew 5:13

Brother 1 lights the first 1/3 of the associate members’ candles with the lamp and returns to his station.

Brother 2 step forward to the altar, lifts the Bible, and reads Matthew 5:14-15

- 2: “You are the light of the world. A city set on a mountain cannot be hidden. (15) Nor do they light a lamp and then put it under a bushel basket; it is set on a lamp stand, where it gives light to all in the house.” Matthew 5:14-15

Brother 2 lights the second 1/3 of the associate members’ candles with the lamp and returns to his station.

Brother 3 step forward to the altar, lifts the Bible, and reads Matthew 5:16

- 3: “Just so, your light must shine before others, that they may see your good deeds and glorify your heavenly Father.” Matthew 5:16

Brother 3 lights the final 1/3 of the associate members’ candles with the lamp and returns to his station.

After 15 seconds, brother High Phi steps forward, extinguishes the candles in a safe manner.

The associates are then guided by brother High Phi (who is carrying the still lit lamp) to join the rest of the brothers who are sitting together elsewhere.

Mechanics (part II)

In another room without light the active brothers (and any alumni in attendance) are seated in a close proximity circle each holding a white candle. The seating arrangement begins with the High Kappa; to his right is the alumnus or active member with the lowest (earliest) zeta number and continuing in ascending order of zeta number. The seating will consequently place the most recently initiated brothers directly next to the associate members. The High Phi will sit to the right of the associate members and left of High Kappa. Once all associate members are seated brother High Phi relinquishes the lamp to brother High Kappa.

Brother High Kappa begins the ceremony by explaining that this is an open forum for the brothers to talk about what being a member of the fraternity and being initiated has meant to them – the associate members should talk about their impressions of the fraternity and what impact they anticipate initiation will have on them. Brother High Kappa relates his personal feelings, and then passes the lamp to the brother on his right; the lamp progresses around the room in that manner until every brother has spoken. Brother High Phi concludes with his feelings on the fraternity. Brother High Kappa then lights his candle from the lamp, still being held by brother High Phi. The brother to High Kappa's right lights his candle from brother High Kappa's candle; the ceremony continues with each brother lighting his candle from the previous brother's fire until all candles are lit. Allow a few moments of silent reflection to pass before brother High Phi stands and leads the associate members back to the antechamber.

Debrief

Brother High Phi should focus on each part of the ceremony individually. While discussing part I, special attention should be applied challenging associate members to remember what was said in each reading and why those specific readings were chosen. Furthermore, discussion may focus on what reasons (if any) the three specific brothers providing the readings were chosen for their parts. Finally, discuss how these three readings may impact their fraternal experience and potential applications to one's personal life.

While discussing part II, brother High Phi should ask the associate members which brother's words had the most meaningful impact on each of them. Encourage the associate members to talk about and to understand how the ceremony made them feel and to explore this illustration of the fraternal bond which we all share.



Mock Ritual

Intent

The purpose of this event is to get active and associate members thinking about rituals and rites of passage. This is also a healthy way for the chapter to examine the education and knowledge being shared with the associates; the closer to our true Initiation Ritual, the better educated our future brothers are.

Equipment

- Altar and plain white altar cloth
- Greek lamp
- Coat of arms
- Fraternal, U.S.A. or Canadian flag
- Bible
- Fire extinguisher

Mechanics

This event will allow the associates the opportunity to share their insight and understanding of all of the lessons they have been exposed to since beginning their journey at the Associate Member Ceremony. The entire chapter should come together and brother High Kappa instructs the associate members to reflect on all of the lessons and experiences they have shared since becoming members of the chapter. The associates are then challenged to create what they speculate the Initiation Ritual to be, thus developing a “Mock Ritual.” The brothers are excused and directed to return in one to two hours, at which time the associates will perform their ritual for the brotherhood. The associates are given the opportunity to include any equipment and materials that they have seen in use up to this point (Flags [US, Canadian, Fraternity], Greek lamp, Bible, Coat of arms, white altar cloth). Beyond these pieces of fraternal regalia, they are bound only to their insight and imagination. At the conclusion of their developmental time, the entire chapter should return for the exemplification. The associates can seek assistance from brothers as participants in their performance. The brotherhood should pay close attention to the concepts, thoughts, and references that the associates incorporate into their ritual. There is a level of levity with this event, but the chapter should recognize that allowing the associates to create and exemplify what they perceive to be important to Lambda Chi Alpha will give a clear indication of how the associate member education has progressed.

Acceptable variations for the Mock Ritual:

- When it is time for the actual ceremony to occur, all members will be involved in the ceremony, with the brothers having an active part just as the associate members would.
- The associate members may direct the brothers as to their speaking parts and motions.
- Assign a one brother to help coach the creation of a mock ritual.

Debrief

With the brothers and associate members, the High Kappa and Phi discusses the importance and meaning behind Mock Ritual. The Kappa/Phi should be prepared to ask the associate members what they heard, what they saw, and how the experience made them feel. After the group debrief, big brothers should take their little brothers and follow up with additional one-on-one dialogue and mentoring.



Movie Night

Intent

This event is used to show Lambda Chi Alpha's Seven Core Values in action. The chapter together sees a visual expression of the Seven Core Values and discusses how they were expressed afterwards.

Equipment

- TV
- VCR/DVD Player
- Movie reflecting themes of Lambda Chi Alpha

Mechanics

Movie night is a relaxing event with minimal preparation and serves as a good event to have between solemn events such as Candle Pass or Burning of the Faults.

Brothers may choose to conduct this event at a movie theater, on campus, or at the chapter house depending on seating, movie selection, and the chapter's budget. A desired outcome is all members sharing in a similar experience. Brothers should select a movie that has themes of brotherhood, togetherness, overcoming obstacles in ones life, and the Seven Core Values of Lambda Chi Alpha.

Here is a short list of recommended movies:

Braveheart

The Breakfast Club

Brian's Song

Forrest Gump

Fraternity Row

Full Metal Jacket

Gladiator

Indiana Jones and the Last Crusade

Last Castle

Lord of the Rings

Lords of Discipline

Remember the Titans

Rudy

St. Elmo's Fire

This film list contains motion pictures that express one or more of Lambda Chi Alpha's Seven Core Values. Additional movies that express these values may also be used for the Movie Night event.

Debrief

Upon the completion of the movie, members should discuss the selection of the movie and cover lessons learned from the film that relate to the brotherhood experience. The Kappa or Phi should lead discussion on what the movie meant to each member as well as which of the Seven Core Values were expressed in the movie and their relevance.



Silent Supper

Intent

This experience is used as the official start to the ritual exemplification experience. Focusing on the spiritualistic nature of this event historically, brothers and associates should use this as an opportunity for reflection.

Equipment (Optional)

- White roses
- Candles
- Greek lamp

Mechanics

A silent supper should occur on the day before or evening of ritual exemplification. During the supper, strict silence must be maintained with requests for food or other service being made through polite gestures only.

- Actives and associates should be in formal attire with active member badges and associate pins worn.
- Attendance for the entire chapter for the event should be compulsory.
- The High Zeta, ritual team, big and little brothers may be seated together.
- Special attention may be given to senior members or members of the ritual team such as serving dinner or sitting at the head of the table.
- The tables may be arranged in the shape of a cross or a crucicrescent.
- White roses, candles, or the Greek lamp may be used as table decorations.
- White roses may also be worn as boutonnieres by associate members.
- An invocation is strongly encouraged to be given preceding the supper and may be led by the active member with the lowest (earliest) zeta number, the fraternity chaplain, the High Phi, or the High Alpha.
- The “Parable of the Feast” may be read aloud immediately preceding or following the invocation.

Debrief

The significance and reverence of the event should be reiterated at the conclusion of the supper by the High Phi, High Alpha, or High Pi. More specifically, the “parable of the feast” should be elaborated upon and emphasis should be placed on reflecting on each pre-initiation event from the beginning of the week until now to prepare them for ritual exemplification.



Three Questions

Intent

The purpose of this event is to bring forth the importance of reflection and looking at the past to understand where we are in the present and what we intend for the future to hold. Also, this is the paramount opportunity for the big brother to bond with his little brother before initiation.

Equipment

- Two brown sheets
- Two chairs
- One large black sheet

Mechanics

Two brothers, wrapped separately in brown sheets, sit in a small room facing each other, bent slightly forward so their heads are almost touching. Only their silhouettes are visible as the only light in the room is a very faint green light placed behind a backdrop (although it appears to come from no particular source).

Late one evening, each associate member in turn is brought from his room/another room by his big brother. The associate member, with his big brother behind him, is left standing several feet away from the two figures. After a few moments of silence, the figures peer curiously at the associate member. After a few moments, one of them breaks the silence by asking “Who are you?” The figures wait for an answer from the associate member, and most will give their name. After the associate member replies, the second silhouetted figure asks, “Only a name?”

Next, a second question is asked by the silhouetted figures, “where do you come from?” Most associate members will reply with their hometown, and the response prompts another question from the silhouetted figures, “only a place?”

Then the third question is asked, “Where are you going?”

After this question is asked, the big brother leads the associate member back to the room he came from. Once back in the room, the big brother and associate member discuss the series of questions, as well as reflect on the Lambda Chi Alpha experience thus far.

Backdrop

B₁

B₂

Associate

Ceremony

Big brother guides the associate member to the station and remains positioned directly behind him to provide assurance

Bro. #1: Who are you?

Brothers wait for a response repeating if necessary

Bro. #2: Only a name?

Brothers pause for 10 seconds

Bro. #2: Where have you been?

Brothers wait for a response repeating if necessary

Bro. #1: Only a place?

Brothers pause for 10 seconds

Bro. #1, 2: Where are you going?

Associate member is immediately led back to the antechamber.

Debrief

After the big brothers and associates discuss the series of questions with each other, the associate members are collectively taken to a separate room for a group debrief. This part of the activity is designed to open conversation among associates and to share those with the rest of the associate class. Once again, these questions can be tailored along the lines of what have you seen, heard, and felt during this activity.



Web of Brotherhood

Intent

This event is a lesson in unity, teamwork, and compassion for brothers in need. Brothers and associates reflect on individual positive experiences and characteristics about each other during the event. This event is especially useful during times of strife when brotherhood is needed to be reinvigorated.

Equipment

- Large roll(s) of twine.

Mechanics

Brothers and associates form a circle as the High Kappa explains the “Web of Brotherhood.” Each member will tell a brother or associate how they are a part of the “web” of the chapter. A member could share how a brother led the brotherhood during an incident, offered support during a time of trouble, or possesses an attribute that offers encouragement and value to a personal or chapter experience. Once the comment has been made about a member, the speaker making the comments throws the twine to the member he is honoring while holding on to the end of it. This continues until the twine runs out. The brothers should hold onto the twine, forming a tightened web.

Then, the web of twine should be lowered to the ground with all members still holding onto the twine. One of the members (usually the smallest in size) lies in the center of the web as the chapter raises it. The web of the chapter is supporting the member, which is the lesson of this event.

If you have a smaller chapter, it will be important for you to use at least two rolls of twine. If each chapter member is holding the twine and the roll is not yet completed it will be necessary to continue the web until the entire roll is complete. This will mean a brother or associate may be complimented more than once.

Debrief

The High Kappa and High Phi during discussion should emphasize the importance of the individual member’s contributions to the chapter as a whole. Only through the unity of the brotherhood can the zeta ever hope to succeed. They should also discuss and encourage members to reflect on their involvement, actions, and contributions to the chapter.



Wheat Rx

Intent

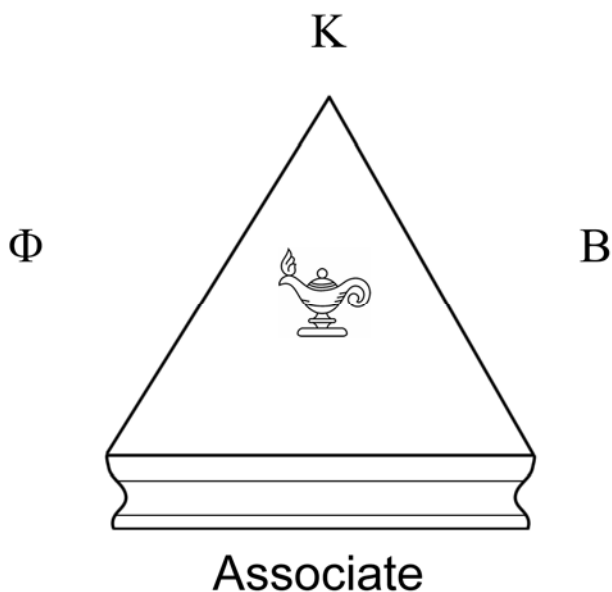
This is a lesson in unity and endurance through shared values and experiences. Associates are provided a visual representation of the philosophical and theoretical bond that the brothers share. With a positive tone, the associates are encouraged to reflect on the idea of unity and brotherhood.

Equipment

- Altar and plain white altar cloth
- Bundle of wheat
- A single stalk of wheat
{One stalk for each associate}
- Fire extinguisher

Mechanics

Associates are brought up from the antechamber, guided to stand before the altar table. Three brothers are standing opposite the associate, with the High Kappa standing at the apex. A single stalk of wheat and a bundle of wheat rest on the altar. Brother High Beta and brother High Phi join brother High Kappa in this lesson. Once the ceremony is concluded, the associates are led back to the antechamber. All initiated and associated members present should be dressed in semi-formal attire.



Ceremony

Phi takes one step forward and picks up single stalk of wheat lying on the altar.

Φ: Associates, you were left alone this evening to symbolize the darkness that man finds himself in as he prepares to begin his journey for knowledge. In the beginning of your journey you are likened to a single stalk of wheat; frail and vulnerable to the storms it may encounter. So frail is this stalk of wheat that it can be broken with little force.

Phi snaps the stalk of wheat, drops it on the altar, and returns to his station.

Beta steps forward and picks up the bundle of wheat; he bends it to display its sturdy nature

B: However, conversely; the brotherhood of Lambda Chi Alpha is represented by this bundle of wheat. As is the bundle tightly wound together, we are bound together through our rituals and the core values they teach. So strong is this bond that it can bear the mightiest of forces.

Beta returns to his station.

K: Understand and consider the lesson that has been presented to you, for it is a wise man that after learning something new is afraid to learn anything more until he has put his first lesson into practice.

Debrief

With the associate members, all members should be present to discuss the importance and meaning behind Wheat Rx. The Kappa/Phi should be prepared to ask the associate members what they heard, what they saw, and how the experience made them feel. Additionally, the Kappa/Phi should pay special attention to the Kappa's closing admonition to put lessons into practice and application as well as the fundamental understanding of strength through unity and reliance on each other.